

# APPENDIX 1B—EVENT RISK ASSESSMENT

# Jamaica Village 2012

Finsbury Park  
London  
3<sup>rd</sup> - 12<sup>th</sup> August 2012

## EVENT RISK ASSESSMENT

Version 1  
11<sup>th</sup> October 2011

**Risk Assessment**

A comprehensive risk assessment has been compiled covering the build, show and load out elements of this event.

**Risk Assessment Explanatory Notes  
Severity Indices**

1. Minor Injury = Abrasions, bruising, minor burns (reddening of the skin).
2. Significant Injury = Lacerations leading to blood loss, secondary burns (leading to blistering), sprains & strains, muscle & ligament injury, minor head injuries, acute representations of underlying conditions e.g. asthma, epilepsy, diabetes, hyper/hypothermia.
3. Serious Injury = Fractures, trauma leading to significant blood loss, head injuries leading to periods of unconsciousness. Acute representations of underlying conditions such as angina.
4. Major Injury = Multiple fractures, spinal or cervical injury, multiple trauma, injury affecting respiratory system, head injuries leading to significant periods of unconsciousness. Myocardial Infarction.
5. Major Incident/Fatality = Single or multiple fatality or large numbers of injuries in cat 3-4.

Risk x Probability Values

Risk x Probability	1	2	3	4	5
1	1	2	3	4	5
2	2	4	6	8	10
3	3	6	9	12	15
4	4	8	12	16	20
5	5	10	15	20	25

Acceptable Risk       Risk Acceptable with Adequate Control Measures       Unacceptable Risk

**Risk Assessment**

This assessment is designed to assess the risk to the following:

1. Workers employed in the construction of the event.
2. Workers employed during the show stage of the event
3. Members of the public, both during construction and the show.

It is the responsibility of the duty manager to ensure that an on going assessment take place throughout the duration of the event by individual supervisors and team leaders of each department. Any changes resulting in the escalation of either the severity or the probability rating of an identified hazard or the discovery of a new hazard are to be reported immediately.

Severity	Probability
1 Minor Injury	1 Unlikely
2 Significant Injury	2 Possible
3 Serious Injury	3 Highly Possible
4 Major Injury	4 Probable
5 Major Incident/Fatality	5 Certainty

The probability and severity rating associated with each individual hazard, is calculated before the controls are put into place. Once the controls are in place, the hazard and its severity may not change, but the probability will be reduced to a maximum of 'Unlikely'.

**ALL CONTRACTORS WORKING ON THE EVENT WILL BE REQUIRED TO SUPPLY RELEVANT RISK ASSESSMENTS AND SAFE SYSTEMS OF WORK FOR THE WORK THEY ARE CONTRACTED TO CARRY OUT. COPIES OF THESE AND ANY OTHER DOCUMENTS SUCH AS TECHNICAL DATA MUST BE AVAILABLE TO THE SAFETY OFFICER FOR INSPECTION ON REQUEST.**

Subject Area	Hazards	To Whom	Severity Rating X Probability = Primary risk based on no controls S x P = R		Control Measures	Severity Rating X Residual Risk = S x P = R			Action Required Where Risks are Not Adequately Controlled and other Comments
			3	2		3	1	2	
Installation of Event Infrastructure	Hypothermia Hypothermia Injury from carelessly discarded litter Assault by member of the public	Contractors and staff	3	3	All workers to have access to foul weather clothing (PPE). Facilities to be available for hot and cold drinks and shelter from foul weather. Barrier cream to be provided where required. Area to be visually checked before work commences. Suitable gloves (PPE) and facilities for the disposal of litter to be provided. Perimeter fence to be installed around working area. 24 hour security to be provided.	3	1	3	All contractors to provide their employees with appropriate PPE and sufficient environmental protective measures.
			3	3		2	1	2	
			3	2		6	3	1	
Installation of Event Infrastructure	Collision RTA	Contractors and staff. Other users of the venue. Members of the public	5	4	All drivers to observe site speed limit: 5 mph. Drivers to use headlights or orange beacon at all times whilst on site. All crew working to wear hi-visibility equipment (PPE). Vehicles only to move in designated areas. No reversing without a Banksman. No access to site without permission of the site office. Mobile phones and radios not to be used whilst driving unless fitted with hands free adapter. All plant drivers to provide copies of certification to the site office. Site plant operating procedure to be followed at all times.	5	1	5	
Installation of Event Infrastructure	Failure to maintain control of equipment and plant	Public, contractors and staff	5	4	A competent site manager has been appointed to oversee the work of installation and to liaise with production, contractors and statutory authorities. An Event Safety Manager will be on site during the build/break period to maintain H&S compliance. Production Schedule available in site office. All contractor vehicles/plant movement to be supervised. All persons to be trained and competent. Contractor checks carried out in advance. Site rules provided for all contractors to be observed at all times on site. Contractor Risk Assessments available in advance. Site plant procedure in place from site office, including licence checks, daily inspections and weekly servicing.	5	2	10	
Movement of Equipment									

Installation of Event Infrastructure	Movement of Equipment	Overhead loads	Contractors and staff.	5	4	20	<p>All lifting equipment to be accompanied by certificate of inspection and SWL (LOLER) or subject to a provable audit trail.                      Lifting equipment/plant only to be used by those who can demonstrate competence, i.e. certification.                      All lifting operations to be individually assessed prior to commencement by the plant operative.                      Exclusion area to be established around site of lift.                      Hard hats, safety boots and hi-vis (PPE) to be worn at all times during these operations in the identified area.                      Appropriate signage to be installed around lift site.                      Job specific risk assessment by individual contractors.                      Tasks undertaken by trained staff of competent contractors.                      Appropriate design of equipment.                      Delivery of materials to as close as possible to point of use.                      Manual handling to be undertaken only where necessary.                      Lifting equipment (forklift) available for heavy lifting operations.                      All gangways and access/egress routes to be kept clear at all times.</p>	5	1	5	Temp lighting to be inspected daily. On call electricians to deal with outage.
		Manual Handling		3	4	12		3	1	3	
		Use of plant (Telehandlers/Forks)		5	4	20		5	1	5	
Installation of Event Infrastructure	Lighting	Insufficient visibility for working	Public, Contractors and staff	4	3	12	Main build/breakdown to be undertaken during hours of daylight where possible. Temporary lighting to be provided where night working required.	4	1	4	

<p><b>Installation of Event Infrastructure</b></p>	<p>Electrical Shocks or Burns Fire</p>	<p>Contractors and staff.</p>	<p>5 5</p>	<p>4 5</p>	<p>20 25</p>	<p>All electrical supplies to be installed by competent contractor. Competent Electrician to be on-site during build/break and show-day. All individual contractors own power supplies to be certified as appropriate. All installations to BS7909 Requirements for Temporary Electrical Installations. Electrical distribution to be provided with RCD or RCBO protection as necessary or required. Use of 110V or battery operated tools where practicable. Portable tools and equipment to be examined and certificated. Contractor's general safety documentation checked in advance. Metal structures to be earth bonded as appropriate. Suitable fire-fighting equipment to be provided at source and termination of supply. All cables to be installed by a competent person, in such a way as not to obstruct gangways, exits or cause trip hazards. All cables in public area to be buried or run through cable ramps or other suitable covering. Tools only to be used for purpose intended by persons who have received appropriate training. All electrical installations to be inspected and certified by competent person. All Class 1 electrical appliances to be earth bonded. Good housekeeping with regard to trailing cables. PPE to be worn where appropriate.</p>	<p>5 5</p>	<p>1 1</p>	<p>5 5</p>	<p>All workers to be aware not to interfere with any electrical installation, all electrical problems MUST be referred to the site electricians.</p>
<p><b>Use of generated mains power</b></p>	<p>Electric Shock Burns Fire Tripping</p>	<p>Contractors, staff and visitors</p>	<p>5 5 5 3</p>	<p>4 4 4 4</p>	<p>20 20 20 12</p>	<p>All cables to be installed by a competent person, in such a way as not to obstruct gangways, exits or cause trip hazards. All cables in public area to be buried or run through cable ramps or other suitable covering. Tools only to be used for purpose intended by persons who have received appropriate training. All electrical installations to be inspected and certified by competent person. All Class 1 electrical appliances to be earth bonded. Good housekeeping with regard to trailing cables. PPE to be worn where appropriate.</p>	<p>5 5 5 3</p>	<p>1 1 1 2</p>	<p>5 5 5 6</p>	
<p><b>Distribution of power and control cables.</b></p>	<p>Electrocution Personal Injury Tripping</p>		<p>5 3 3</p>	<p>4 3 3</p>	<p>20 9 9</p>	<p>All cables to be installed by a competent person, in such a way as not to obstruct gangways, exits or cause trip hazards. All cables in public area to be buried or run through cable ramps or other suitable covering. Tools only to be used for purpose intended by persons who have received appropriate training. All electrical installations to be inspected and certified by competent person. All Class 1 electrical appliances to be earth bonded. Good housekeeping with regard to trailing cables. PPE to be worn where appropriate.</p>	<p>5 3 3</p>	<p>1 1 1</p>	<p>5 3 3</p>	
<p><b>Use of power tools</b></p>										
<p><b>Installation of Event Infrastructure</b></p>										
<p><b>Stacking and handling of equipment</b></p>	<p>Manual handling Injury Falling objects Obstruction</p>	<p>Contractors and staff.</p>	<p>3 5 5</p>	<p>4 3 2</p>	<p>12 15 10</p>	<p>Manual handling procedures to be implemented as per individual's companies' manual handling training. All crew to be competent and able in the task they are to undertake and all work to be supervised by a competent person. All equipment to be positioned in a way that will not obstruct gangways, emergency routes or fire exits and will not endanger the health and safety of others. All stacked equipment to be positioned in such a way so as it is not unstable. Appropriate PPE to be worn in designated areas. All motors and rigging points to be installed by a competent person. All flown equipment to be supported by suitable lifting equipment and accessories. Secondary 'safety' bonds to be used where appropriate. All flown equipment, including cables to be rigged in a way that will not endanger the health and safety of others. All multi-roost lifts to be controlled by one appointed and competent individual. Access to areas beneath flown equipment to be restricted by barriers where possible.</p>	<p>3 5 5</p>	<p>2 1 1</p>	<p>6 5 5</p>	
<p><b>Rigging/flying of equipment</b></p>	<p>Falls Falling objects</p>	<p>Contractors, staff and visitors</p>	<p>5 5</p>	<p>2 2</p>	<p>10 10</p>		<p>5 5</p>	<p>1 1</p>	<p>5 5</p>	



Installation of Event Infrastructure					<p>All from equipment and structures to be 'headed' off as soon as is possible. Tools and equipment used at height to be attached by certificated strops/anyards where practicable. All work at height carried out by competent persons. Suitable personnel fall protection system in use, and rescue policy in place. As much work as possible carried out at ground level to reduce work at height.</p>			
Fire	Damage by fire or smoke to persons and/or property	Public staff and contractors	5	3	<p>Combustible materials to be kept to minimum on site good housekeeping to prevent build up of flammable waste. Waste combustibles collected regularly on-site. Fire extinguishers to be kept easily accessible at pre-identified locations. (Full list of extinguishers available) Extra facilities required for the show will be allocated fire extinguishers as required. Patrol generators not to be used. Event Control to be advised of any fires, even after they are considered out. Robust system for alerting fire service. Regular fire patrols around arena and back of house areas. LPG only to be used in accordance with site rules. Spare and empty LPG cylinders to be stored in designated area(s). No smoking zones around fuel and LPG storage points, inside tented structures and on/around stages. Any flammable liquid, substance or material such as diesel, paints, thinners etc. to be stored appropriately and away from vehicle route. Separate detailed fire risk assessment and fire management plan in place.</p>	5	2	10
Installation of Event Infrastructure	Trips/falls caused by infrastructure	Public, Staff and Contractors	3	3	<p>H&amp;S patrols carried out by Event Safety Manager/Officer, identified hazards removed or controlled as necessary. H&amp;S signage and access prevention systems to be located/used where required. H&amp;S reporting system in place and H&amp;S site log maintained by Event Safety Manager/Officer. Contractors informed of site rules and responsibilities. Contractors responsible for their own working areas during build/break period. Notices erected to indicate trip hazards that cannot be removed. Good housekeeping to prevent accumulation of hazardous material. Hearing protection zones to be established where necessary. Hearing protection (PPE) available. Qualified First Aider on duty during site operating hours. Drinking water, catering, shelter and sanitary facilities to be provided</p>	3	2	6
General Production	Noise/hearing damage		3	4		3	2	6
	Lack of welfare and first aid facilities			4		3	1	3
								Production staff to report any noted trip hazards or obstacles that become apparent during the event. Stand by site crew to deal with notified hazards.




<p><b>Event/Arena</b> Arena Capacity Cross flows and trapping points</p>	<p>Overcrowding Crushing Tripping Crowd disturbance</p>	<p>Members of the public, contractors and staff</p>	<p>4 5 3 4</p>	<p>3 3 4 3</p>	<p>12 15 12 12</p>	<p>Arena designed to allow maximum circulation around stages and attractions. Managed and barriered queuing lanes at entrance. CCTV and spotters to warn Event Control of developing situation. Steward response teams available to form cordon lines. Good quality extensive signage to assist customers in direction finding. Identified trapping points to be engineered out or access restricted.</p>	<p>4 5 3 4</p>	<p>1 1 2 1</p>	<p>4 5 6 4</p>	
<p><b>Event/Arena</b> Audience Activity Movement</p>	<p>RTA Collision Crushing</p>	<p>Members of the public, contractors and staff</p>	<p>5 5 5</p>	<p>4 4 4</p>	<p>20 20 20</p>	<p>No unauthorised vehicles allowed on site during event. Vehicle curfew 1 hour before customers enter the arena. Ban on all vehicle movements in arena during public access other than where authorised by Event Control. No vehicles allowed into arena after show until curfew lifted by Event Control. All vehicles moving in arena to display flashing orange beacon or headlights on. All vehicles moving in arena to have pedestrian steward escort.</p>	<p>5 5 5</p>	<p>1 1 1</p>	<p>5 5 5</p>	<p>A multi level vehicle pass system will be in operation. There may be a case for production or ambulance buggies to enter the arena, this will go through Event Control first.</p>
<p><b>Event/Arena</b> Unstable Structures</p>	<p>Collapse Crushing Trapping</p>	<p>Members of the public, contractors and staff</p>	<p>5 5 4</p>	<p>3 3 3</p>	<p>15 15 12</p>	<p>All temporary structures supplied and erected by competent contractors. Contractors to supply appropriate documentation and technical specs to be held in event H&amp;S file. Contractors to sign off all structures prior to opening. Contractor to satisfy Licensing Officer and Building Control of integrity of structure prior to public opening as required. Wind monitoring on appropriate structures. Evacuation plan for unsafe structures. Show stop procedure in the event of unsafe conditions. All structures suitable for the environment in which they will be used and suitably ballasted where relevant. Public capacities for viewing platforms and grandstands etc set prior to the event and managed by security.</p>	<p>5 5 4</p>	<p>1 1 1</p>	<p>5 5 4</p>	<p>All tentage, barrier and staging contractors to have crew on-call during the event.</p>
<p><b>Event/Arena</b> Noise</p>	<p>Permanent hearing damage Temporary shift damage</p>	<p>Members of the public, contractors and staff</p>	<p>3 2</p>	<p>3 4</p>	<p>9 2</p>	<p>All working personnel to have access to appropriate hearing protection (PPE). Sound level monitoring throughout event. 3m moat between active PA and audience. Mandatory hearing protection zones established for working personnel. Appropriate signage to be placed in hearing protection areas.</p>	<p>3 2</p>	<p>1 2</p>	<p>3 4</p>	<p>Sound monitoring team to liaise with other agencies and production via Event Control. All contractors issued with CNAW information.</p>

Event/Arena																			
Event/Arena	Fire	Burn injuries Smoke Inhalation	Members of the public, contractors and staff	5	4	4	20	No open fires within arena. (Zero tolerance) Good housekeeping to ensure no build up of combustible waste. Fire control equipment positioned strategically around event site. Constant monitoring of site by spotters and CCTV Robust fire plan and communications operated by Event Control Sufficient means of evacuation from affected areas. Diesel generators only. All concessions to have adequate portable FFE. Concessions to be located where any fire will not affect major structures. No flammable material to be stored in audience area. Cleaners to ensure removal of build up at waste points. Prohibited items removed from audience at entrance (gas cylinders, fireworks etc.)	5	1	1	5							
Event/Arena	Audience Activity	Personal Injury from: Crowd surfing/Moshing	Members of the public, contractors and staff	4	5		20	Barrier configuration to reduce pressure and assist crowd separation. Adequate working area in pit, stepped barrier to reduce strain on pit stewards. Pit policy to eject repeat offenders. Constant monitoring of audience by crowd safety team. CCTV monitoring of audience areas. Crowd spotter on stage for high risk bands. Band risk assessment undertaken to identify high risk periods.	4	2	8							Acceptable behaviour on tickets.	
Event/Arena	Audience Activity	Personal Injury from: Participation in event activities/extreme sports	Members of the public, contractors and staff	5	4		20	Competent contractor to operate activities. Contractor to supply separate risk assessment for these activities. Participants to sign declaration stating that they understand the hazards involved. PPE to be used where indicated. Monitoring of participants for the use of alcohol or drugs. Adequate protection systems for spectators. Adequate provision of medical facilities.	5	2	10							Importance of safe operation to be stressed to operators.	
Event/Arena	Audience Activity	Crushing Trapping Queuing	Members of the public, contractors and staff	5	5		25	Sufficient queuing lanes to ensure throughput and holding facility. Lanes to be of adequate construction to resist crowd pressure. Arena opens in good time for audience access. Signage to inform audience of preferred routes around site. Use of stewards to restrict access to congested areas. Queuing lanes and entrances designed to avoid cross-fill. Sufficient lighting on access and egress routes. Extensive signage to direct audience member once in the arena.	5	1	5								

Event/Production	Presence of VIPs	Members of the public, contractors and staff	5	3		15	All artist areas to be made secure and adequate numbers of security staff to be allocated. Artists to be isolated from public areas. Security barriers/fencing in use where appropriate. No access without appropriate level of pass. All movement of artist to be supervised by competent person.	5	1	5	
Artist Areas	Crushing Hysteria Breach of secured area	Members of the public, contractors and staff	5	3		15	All artist areas to be made secure and adequate numbers of security staff to be allocated. Artists to be isolated from public areas. Security barriers/fencing in use where appropriate. No access without appropriate level of pass. All movement of artist to be supervised by competent person.	5	1	5	
Event/All Areas	Overcrowding Crushing Tripping Crowd disturbance	Members of the public, contractors and staff	4	2	3	8	All exits clearly signed and adequately lit. Additional lighting on gates and preferred routes. Stewards with megaphones to direct audience along preferred routes. All exit routes to be free from trip hazards and obstructions so far as reasonably practicable. No routes to be used which could result in trapping or funneling of audience members. All gates to be marked with gate designation to assist communications. Suitable levels of lighting to be placed along egress points. Pre-arranged egress plan in place.	4	1	4	
Event/All Areas	Crushing Tripping Crowd disturbance	Members of the public, contractors and staff	5	4		20	Emergency evacuation procedure to be put into action. All crew and production staff to be aware of such procedures. Movement of crowd to be monitored and managed by security/crowd management teams. All evacuation routes to be staffed and kept clear at all times. All emergency gates to be in radio contact with security control. Suitable audience lighting to be made available and activated to assist with evacuation of areas during periods of darkness. Access to FOH and monitor engineer to be available to relay instructions regarding emergency announcements. Stage PA to form focal delivery point of evacuation messages.	5	2	10	
Event/All Areas	Movement of large numbers of people under duress leading to: Crushing Tripping Public disorder	Members of the public, contractors and staff	5	4		20	Emergency evacuation procedure to be put into action. All crew and production staff to be aware of such procedures. Movement of crowd to be monitored and managed by security/crowd management teams. All evacuation routes to be staffed and kept clear at all times. All emergency gates to be in radio contact with security control. Suitable audience lighting to be made available and activated to assist with evacuation of areas during periods of darkness. Access to FOH and monitor engineer to be available to relay instructions regarding emergency announcements. Stage PA to form focal delivery point of evacuation messages.	5	2	10	
Event/All Areas	Criminal/Terrorist Activity	Members of the public, contractors and staff	5	3		15	Safety/security plans to be made available to local police. MET Police to maintain presence in event control. All areas to be checked for suspicious items prior to doors. All crowd activity to be monitored at all times by security personnel and CCTV. All unacceptable behaviour by members of the public to be dealt with accordingly. Liaison with police to establish ongoing security state.	5	1	5	Event considered low-risk. Constant updating of security state including terrorist threat.


<b>Event</b>	Assault Physical Abuse Verbal Abuse	Contractors staff and members of the public	4	4	16	Regular security patrols. Constant monitoring using CCTV. All steward / security supervisors to be in radio contact with either security control or Event Control. Security response teams to assist staff who require support.	4	2	8	Ejection policy for anyone caught committing criminal damage, stealing or abusing staff or fellow event goers
<b>Event</b>	Fire Burns/Injury	Performers, Staff, Contractors and members of the public	5	4	20	All pyrotechnics pre-planned. Sourced from reputable suppliers. All data sheets / risk assessments / method statements supplied in advance. All pyrotechnics stored appropriately prior to use, and operated and disposed of in line with manufactures instructions. Pyrotechnics transported in appropriate vehicles. Only to be used by competent/trained persons. No fitting without line of sight. All equipment to be individual key lock out type. Open-air pyrotechnics subject to approval by the CAA where applicable. All persons working near to fire zone to be briefed. Pyrotechnic product suitable for environment, and portable FFE available.	5	2	10	

<b>Date of Assessment</b>		<b>Carried out by</b>		<b>Signature</b>	
11 <sup>th</sup> October 2011		Ross Sweet			
<b>Date of next review</b>		10 <sup>th</sup> October 2012 or sooner as required			

APPENDIX 1C—TRAFFIC  
MANAGEMENT PLAN







# LIVE NATION

Traffic Management Plan

## Finsbury Park Closures

Jamaica Village 2012

OUTLINE 1<sup>st</sup> DRAFT

Produced by Docklands Traffic Management Ltd.

# CONTENTS

1. Introduction
2. Method Statement
3. Waiting and Loading Restrictions
4. Pedestrian Route
5. Signage
6. Appendix

## 1. Introduction

*Docklands Traffic Management Ltd* has been asked by Live Nation (music) UK Ltd to prepare a Traffic Management Plan for the Jamaica Village Entertainment event which is to be held at Finsbury Park. The event will take place within a purpose built arena and it is Live Nations intention to apply for a proposed license that will have a capacity of 15,000 spectators per day between August 3<sup>rd</sup> and August 12<sup>th</sup> 2012.

Finsbury Park, is bounded by Seven Sisters Road in the south and Endymion Road to the north, the former being a main artery route into and out of Central London. The latter being a very busy local road which has its junction with Green Lanes to the east. Again, Green Lanes is a very busy road that gets congested at various times throughout the course of a day. Some traffic management will be required to support the Event which will enable traffic to pass along these roads at all times as smoothly as possible.

The Event will happen at the same time as the 2012 Olympics but there are no venues for the Olympics within the vicinity of the Event so it should have little or no impact on the traffic movements at this time. Having looked at the position of the venues for 2012 to the north and east of London there appears to be no ORN routes to these venues that use Seven Sisters Road or Green Lanes and therefore should not impact on this Event during the time of operation. The design of the traffic plan will take the Olympics into account and any contingency measures shall be included to reflect this if required.

Therefore, various measures will be taken and suitable signed routes will need to be placed for pedestrians and vehicles during the Event to expedite a quick and efficient entry and exit over the ten day period.

The plan has been divided up into the following four sections:-

- Method Statement
- Waiting and Loading Restrictions
- Pedestrian Route
- Signage

## **2. Method Statement**

It is Live Nations intention to apply for a proposed licence for the Event with a capacity of 15,000 persons per day and will operate between the hours of 1100hrs and 2300hrs each day for a period of ten days. As the Event has lots of different activities such as music, arts, crafts, sport and food available throughout each day the attendees will arrive and depart at various times. Based on this 15,000 figure it is not anticipated that the volume of pedestrian and vehicular movement to and from the Event will put too much pressure to the existing road network around the area during each day of the Event.

Therefore, it is our proposal to allow existing road network around Finsbury Park to remain open at all times and thus allow traffic to flow around the Venue without road closures.

Our method statement is as follows:-

### **1. Week commencing 23<sup>rd</sup> July 2012**

Erect Advanced Warning sign for the Event. These signs to be placed around the outside of Finsbury Park and on lamp columns notifying the public of the Event together with dates and times of operation.

**2. 2<sup>nd</sup> August 2012**

On the evening prior to commencement No Waiting cones will be deployed as shown on the attached plan dtm/ln/jv/tm/01. These will be accompanied by Waiting and Loading restriction signs placed at intervals along the road network bounded by the yellow lines shown on the plan. These roads are Seven Sisters Rd, Stroud Green Road, Green Lanes and Edyminion Road.

Place pedestrian information and direction signage. This will direct pedestrian to nearest Tube and Rail stations.

**3. 0930 hrs 3rd August 2012**

Place Colour VMS board inside Finsbury Park by exit in bottom south western corner to inform people attending the event of travel information.

**4. 1930 hrs 3rd August 2012**

Relocate VMS board to corner of Stroud Green Road junction with Seven Sisters Road to direct people leaving the Event to Tube, Rail and Bus station location.

Nb. Operational notes 3 and 4 can be carried out daily. However, it may be prudent to locate the VMS board on the morning of the 3<sup>rd</sup> August at the junction of Stroud Green Road and Seven Sisters Road and leave it at this location for the duration of the Event to assist with directing the public wishing to leave the event at any time to find their transport home.

**5. 2330 hrs 12th August 2012**

Commence removal of No Waiting Cones and accompanying signage from the road network around the event.

**6. 2400 hrs 12th August 2012**

Remove VMS board from the corner of Stroud Green Road and Seven Sisters Road.

### **3. No waiting Cone Deployment**

It is proposed to introduce additional Waiting and Loading Restrictions around Finsbury Park where the event will take place under section 14 Road Traffic regulations Act 1984 for the ten days of the event. The roads affected are Seven Sisters Road, Green Lanes, Endymion Road and Stroud Green Road.

The cones will only be placed where required as some road will already have satisfactory parking restrictions in place.

The cones are required as roads like Seven Sisters Road have restrictions that operate Mon – Fri only. Therefore, as the Event carries over into the weekend, restrictions will need to be enforced by a TTO.



### **4. Pedestrian Route**

The main pedestrian route for people travelling to and from the Event is likely to be from the Bus, Rail and Tube Stations in the vicinity of Seven Sisters Road and Stroud Green Road. There are however other Stations at Manor House and further up Green Lanes that can take some of the volume from the Event. Again, as the attendance is around 15,000 daily no tube station or bus station should be compromised by adverse volumes of people trying to use the systems for transport.



It is our intention to direct people to and from the main stations at the Finsbury Park Terminus using Pedestrian Route signs and compliment the signage with the use of a colour VMS boards to reinforce this.

## 6. Signage


The following are examples of the signage to be placed for the pedestrian route.



The following are examples of Waiting and Loading Restriction signs to compliment the No Waiting cones to be placed along the roads bounding the Finsbury Park Venue.



The above signs to be placed in Stroud Green Road and Endymion Road to compliment the signs shown below.

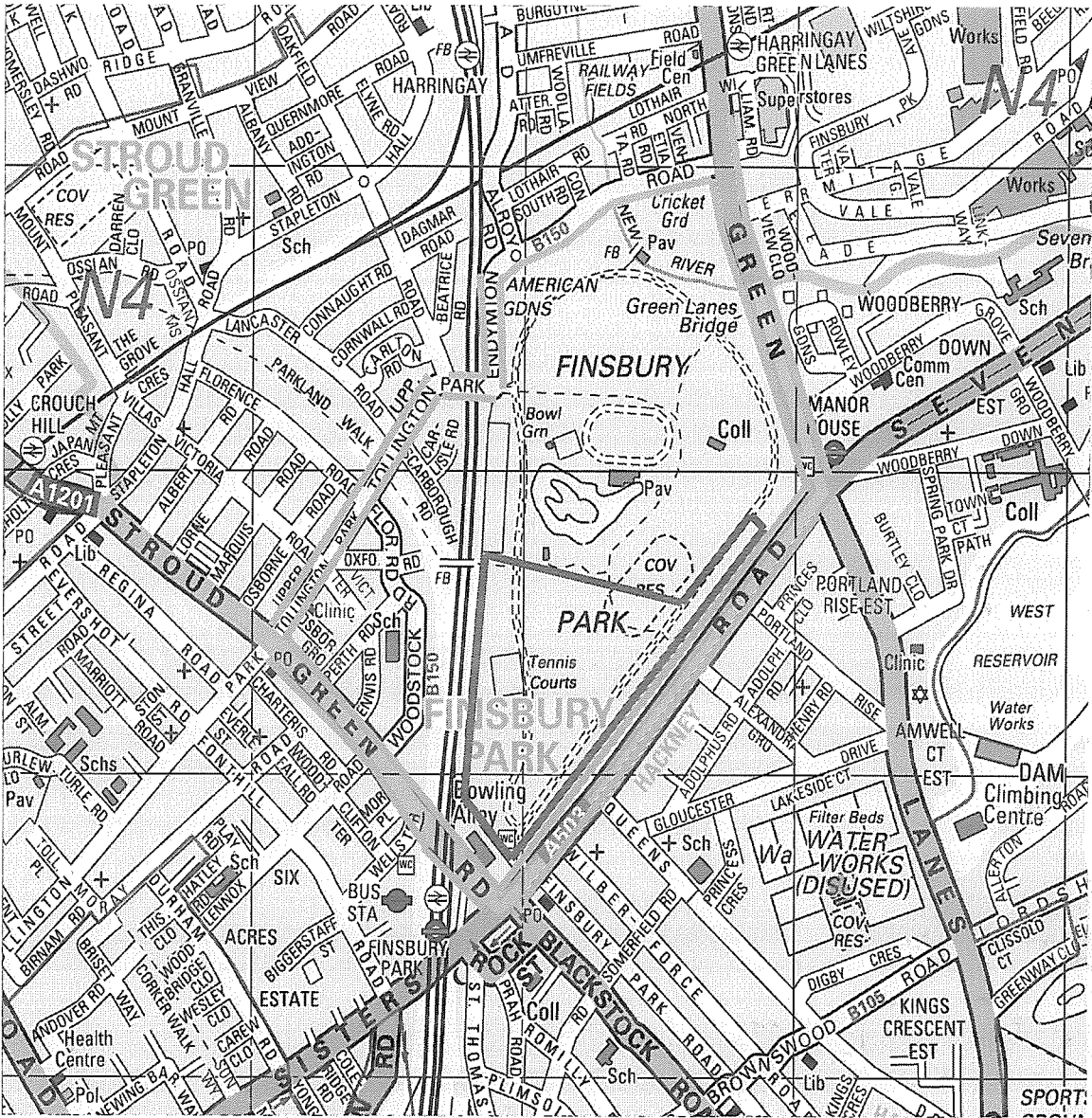


## 7. Appendix

- a) Plan showing proposed No Waiting Cone deployment and Approx. Footprint of the Event in Finsbury Park.


# Appendix






Key :

No waiting cone deployment 

Event footprint (Approx) 



Live Nation—Jamaica Village 2012  
 Finsbury Park 3rd—12th August  
 Traffic Management Deployment

Dwg No: dtm/ln/jv/tm/01

